

## SATEL-B2 Motherboard Assemblies



SATEL-B2 motherboard is designed to house following SATEL radio modules: - SATEL-TR4+ - SATEL-TR49 - SATEL-TR489 - SATEL-TR300 - SATELLINE-M3-TR9



SATEL-B2 motherboard and SATEL radio module combinations are available either as enclosed assemblies or as a board level OEM variants.

The combination of a radio module on a SATEL-B2 motherboard is easy to integrate into the host device and due to the modular structure, user can select the optimum radio solution fitting to their application.

.....

Setting up a local data transfer network is quick and cost effective with SATEL radio modules. The wireless network is independent and free of operator services. The cost of operation is either free of charge or fixed, depending on the frequency used. SATEL radio modems are type-approved in over 50 countries. SATEL radio modems are always on line and provide reliable, real-time data communications over distances ranging from tens or hundreds

of metres up to around 80 kilometres. Thanks to a store and forward function, any radio modem in a network can be used as a master station, substation and / or re-peater. SATEL radio modem networks are flexible, easy to expand and can cover a wide variety of solutions from simple point-to-point connections to large net-works comprising hundreds of modems. Even for expanded networks, only one operating frequency is required.

# SATEL-B2 Motherboard Assemblies

SATEL-B2 motherboard is designed to house following SATEL radio modules:

- SATEL-TR4+
- SATEL-TR49 \*)
- SATEL-TR489
- SATEL-TR300 \*)
- SATELLINE-M3-TR9 \*)

SATEL-B2 motherboard regulates the supply voltage (+7...+27.5 VDC) for the radio module, and provides the electrical connections by which the radio module and the user system communicate:

- RS232 Port1, RS232 Port2 (Diagnostics, SL commands)
- 1 GPO output
- 1 GPI input

SATEL-B2 motherboard and SATEL radio module combinations are available either as enclosed assemblies or as a board level OEM variants.


SATEL-TR4+ (or SATEL-TR489) radio module attached on SATEL-B2 motherboard is essentially backwards compatible to the widely used SATELLINE-M3-TR1 radio module – the connectors are identical with the same pinout. Likewise, SATEL-TR489 / SATEL-B2 motherboard combination is backwards compatible with SATELLINE-M3-TR1 869.

\*)Askavailability

## SATEL-B2 Motherboard Assemblies

### Mechanical assembly (incl. cooling elements ME0909, ME0910 and M2.5x6 screws, 4 pcs) without enclosure

- MP1 = Horizontal 26-pin female row connector
- MP2 = Horizontal 26-pin female row connector + D15 adapter
- MP3 = Vertical 26-pin male row connector




### Antenna cable assembly

- TNC antenna connector
- BNC antenna connector
- SMA antenna connector
- MCX antenna connector
- MMCX antenna connector



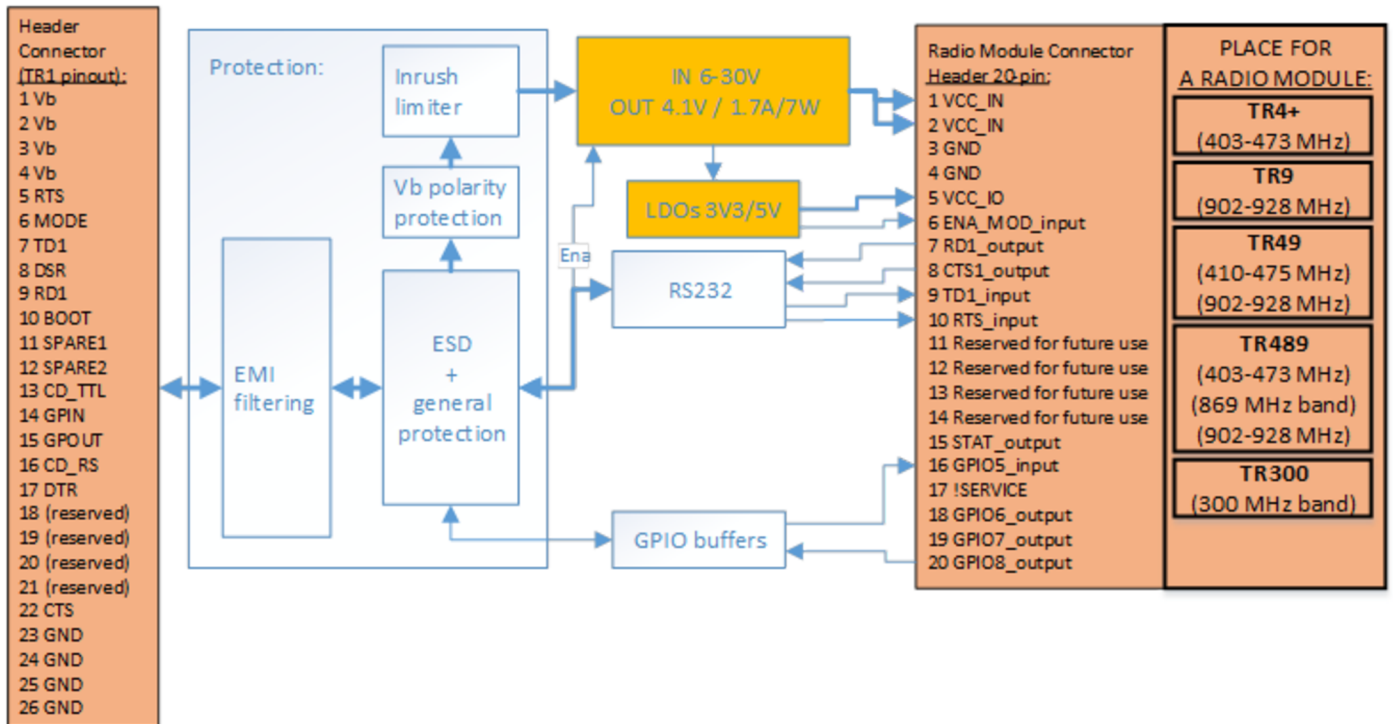
### Mechanical assembly with enclosure

- ME1 = Aluminium enclosure, with ears, TNC
- ME2 = Aluminium enclosure, with ears, TNC, DIN clip
- ME3 = Aluminium enclosure, with ears, BNC, DIN clip

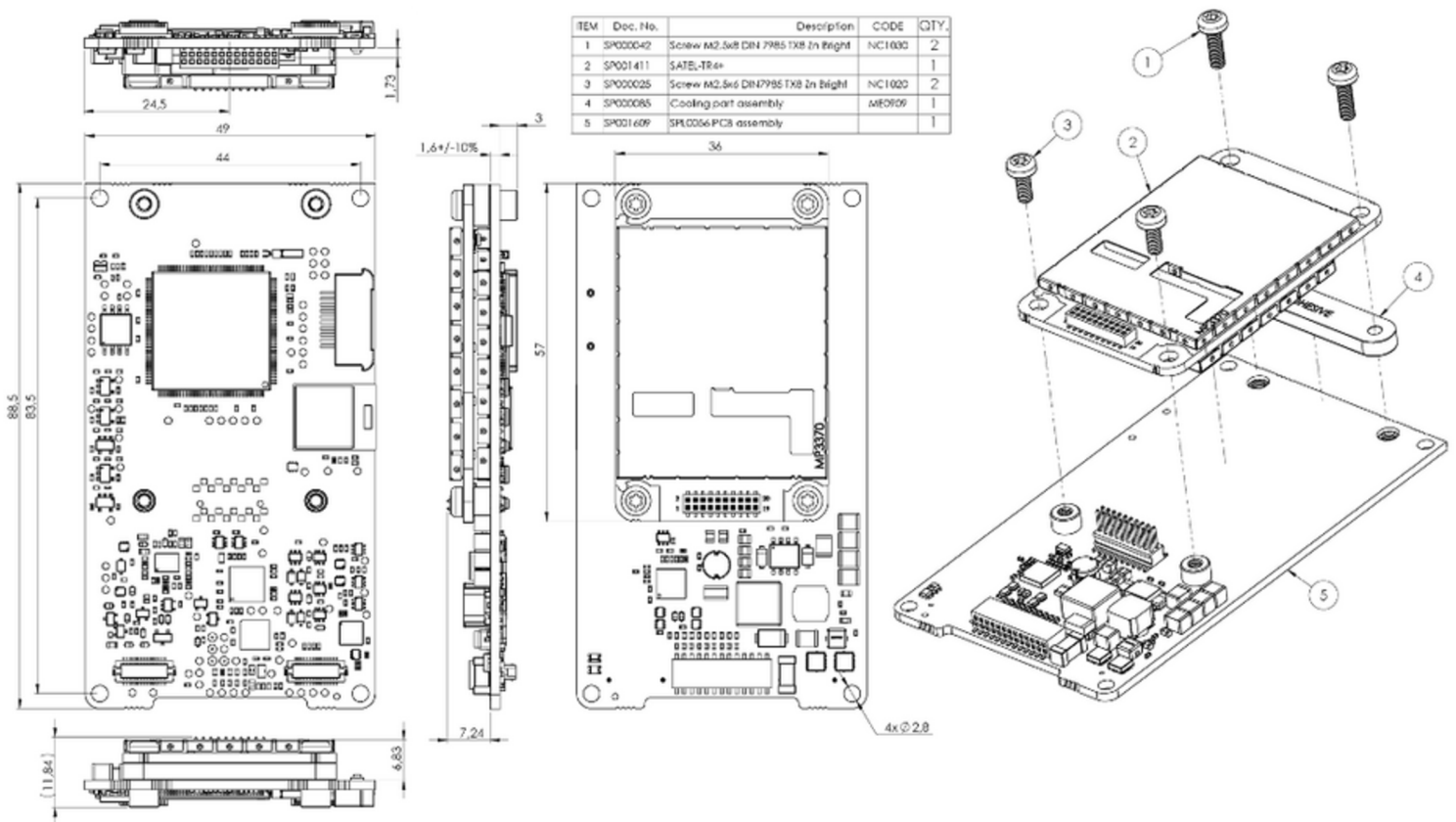


**For product order codes, please contact SATEL or nearest distributor for you, or visit SATEL web site.**

# SATEL-B2 Motherboard Block Diagram



# SATEL-B2 Motherboard Dimensions



Values are subject to change without a notice.