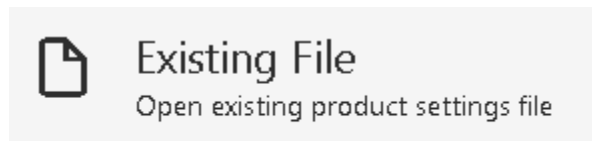
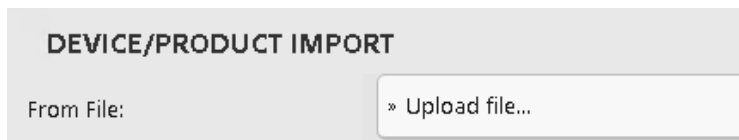


Loading a configuration file with NETCO Device

1. On the main screen, click existing file



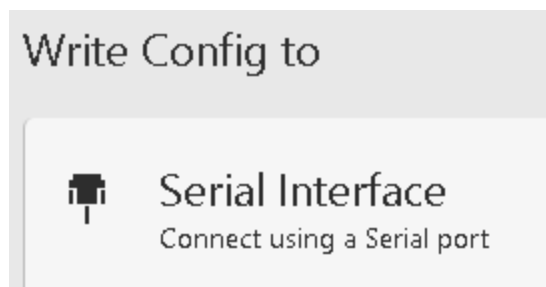
2. Then click upload file and select your Configuration file




3. Then, click **Product Navigator >**, then **Editor >**
4. On the main settings screen, click the icon with the right arrow



5. Then, click write config to serial interface



6. Ensure your serial port and baud rate are set correctly



7. Then click **Write**